



2021

PAFR

POPULAR ANNUAL FINANCIAL REPORT

FOR THE YEAR ENDING JUNE 30, 2021



MOUNT VERNON

CITY SCHOOL DISTRICT



MOUNT VERNON

CITY SCHOOL DISTRICT

MOUNT VERNON CITY SCHOOL DISTRICT

300 Newark Road, Mount Vernon, Ohio 43050
p. 740.397.7422 | f. 740.393.5949
www.mvcsd.us

TRANSPARENCY & ACCOUNTABILITY TO OUR CITIZENS

In 2015, the Mount Vernon City School District became a partner in the State Treasurer's transparency initiative, OhioCheckbook.com. OhioCheckbook.com is a first-of-its-kind government transparency website that shows taxpayers exactly how their tax money is being spent. This initiative sets a new national standard for transparency in State and Local government.

OhioCheckbook.com empowers taxpayers to follow their money and hold public officials accountable. Take a moment to review the Mount Vernon City School District and State of Ohio's checkbooks at: <http://tos.ohio.gov/transparency/ohios-online-checkbook>

TO THE CITIZENS OF MOUNT VERNON CITY SCHOOL DISTRICT,

The Mount Vernon City School District is fortunate to have supportive individuals, businesses and organizations who are partners with us in the education of our children.

As the steward of the community's investment in its schools, the District is committed to ensuring that all of our partners have easy access to an understanding of Mount Vernon City Schools' finances.

It is our pleasure to offer our Mount Vernon City School District's Popular Annual Financial Report (PAFR). The PAFR is part of our commitment to transparency. It offers an easy to understand overview of the District's general operating activities as well as key financial trends and data. The PAFR contains highlights of District finances. The information in this report is taken from the most recent fiscal year that ended on June 30, 2021.

We operate our District primarily from the resources that are in our General Fund, which is the focus of this report. The PAFR is prepared on a cash basis of accounting. The information presented is unaudited and has been compiled by the District for this report.


If you have any comments or questions about this report, please feel free to contact me at ghankins@mvcsd.us or by phone at 740.397.7422 extension 6023.

Sincerely,

Gary Hankins
Treasurer
Mount Vernon City Schools



Gary Hankins
Treasurer



William J Seder
Superintendent



BOARD OF EDUCATION MEMBERS & ADMINISTRATION

(left to right)
Mary Rugola-Dye
Margie Bennett
Jeff Ward
Jody Goetzman
Tim Workman

REVENUES AND RESOURCES OVER DISBURSEMENTS AND SERVICES

The Financial Activity Statement, known in accounting terms as the income statement, provides a summary of the revenues and resources received by the District compared to the expenditures and services provided by the District. The amounts reported below are for the District's General Fund.

REVENUES & RESOURCES <i>(shown in thousands)</i>	2018	2019	2020	2021
Property Taxes	\$16,573	\$17,149	\$17,369	\$18,895
State and Federal Revenue	\$20,372	\$20,543	\$19,527	\$19,670
Investment Income	\$70	\$254	\$277	\$103
Tuition	\$1,759	\$1,915	\$2,104	\$2,276
Miscellaneous	\$605	\$574	\$613	\$1,375
Total Revenues & Resources	\$39,379	\$40,435	\$39,890	\$42,319

EXPENDITURES & SERVICES <i>(shown in thousands)</i>	2018	2019	2020	2021
Instruction	\$25,065	\$25,418	\$26,462	\$25,758
Pupil Support	\$2,306	\$2,216	\$2,138	\$2,221
Instructional Staff Support	\$1,241	\$1,371	\$1,368	\$1,130
Board/Administration/Fiscal	\$5,517	\$5,626	\$6,018	\$5,523
Business Support	\$154	\$147	\$162	\$163
Plant Operation	\$3,205	\$3,204	\$3,181	\$3,308
Transportation	\$1,418	\$1,473	\$1,486	\$1,400
Central Support	\$250	\$298	\$249	\$247
Extracurricular	\$676	\$609	\$629	\$690
Facilities Acquisition and Construction	\$10	—	—	—
Debt Service	\$46	—	—	—
Total Expenditures & Services	\$39,888	\$40,362	\$41,693	\$40,440



OUR EXPENDITURES AND SERVICES DEFINITIONS

INSTRUCTION are those activities directly dealing with the teaching of pupils or the interaction between teacher and pupil. This includes aides or classroom assistants of any type, who assist in the instructional process. Technology used by the students is also included here.

PUPIL SUPPORT are those activities designed to assess and improve the well-being of pupils and to supplement the teaching process. This includes guidance services, health services, psychological services and support services for students with disabilities.

INSTRUCTIONAL STAFF SUPPORT are those activities associated with assisting the instructional staff with the content and process of providing learning experiences for pupils.

BOARD/ADMINISTRATION/FISCAL are those activities concerned with establishing and administrating policy in connection with operating the school district. This function includes budgeting, receiving and disbursing, financial accounting, payroll, inventory control, auditing and fiscal services rendered by persons in the treasurer's office.

BUSINESS SUPPORT are those activities concerned with directing and managing the business service area.

PLANT OPERATION are those activities concerned with keeping the physical plant open, comfortable and safe for use and keeping the grounds, buildings, and equipment in an effective working condition and state of repair. This includes activities of maintaining safety in buildings, on the grounds and in the vicinity of the schools.

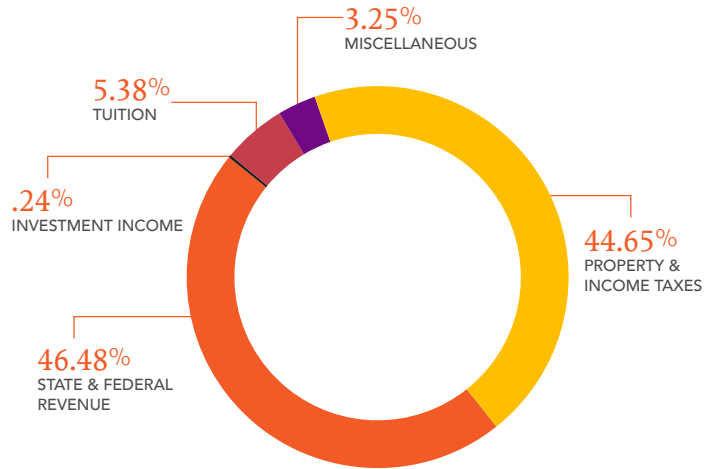
TRANSPORTATION are those activities concerned with the conveyance of individuals to and from school, as provided by state law. It includes transportation to school activities and between home and school.

CENTRAL SUPPORT are those activities, other than general administration, that support each of the other instructional and supporting services programs including planning, research, development, evaluation, information staff, statistical, and data processing services.

EXTRACURRICULAR are those activities under the guidance or supervision of qualified adults that are designed to provide opportunities for pupils to participate in such experiences on an individual basis at school events or public events.

OUR REVENUES AND RESOURCES FY21

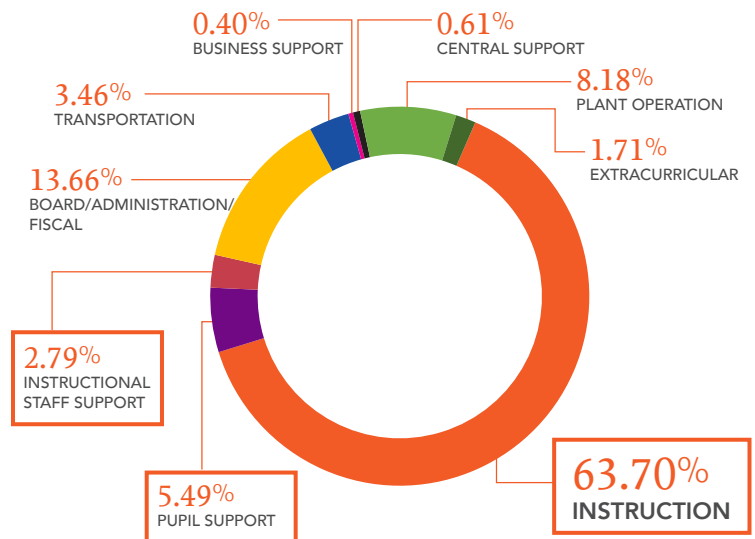
Where the General Fund money comes from.




\$42,319 TOTAL
REVENUES & RESOURCES (shown in thousands)

OUR EXPENDITURES AND SERVICES FY21

Where the General Fund money goes.

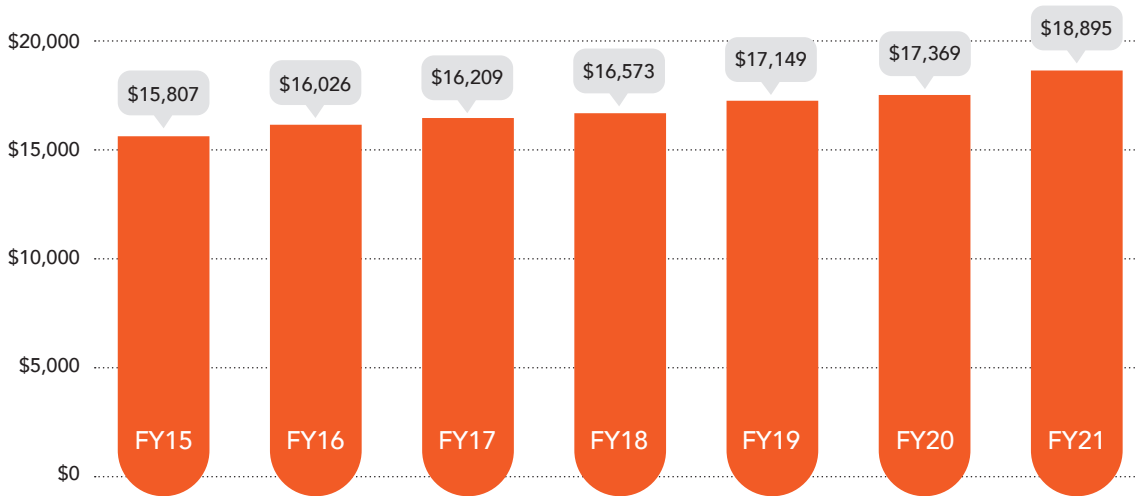


 Instruction, Pupil Support and Instructional Staff Support make up 71.98% of the General Fund expenditures.

\$40,440 TOTAL
EXPENDITURES & SERVICES (shown in thousands)

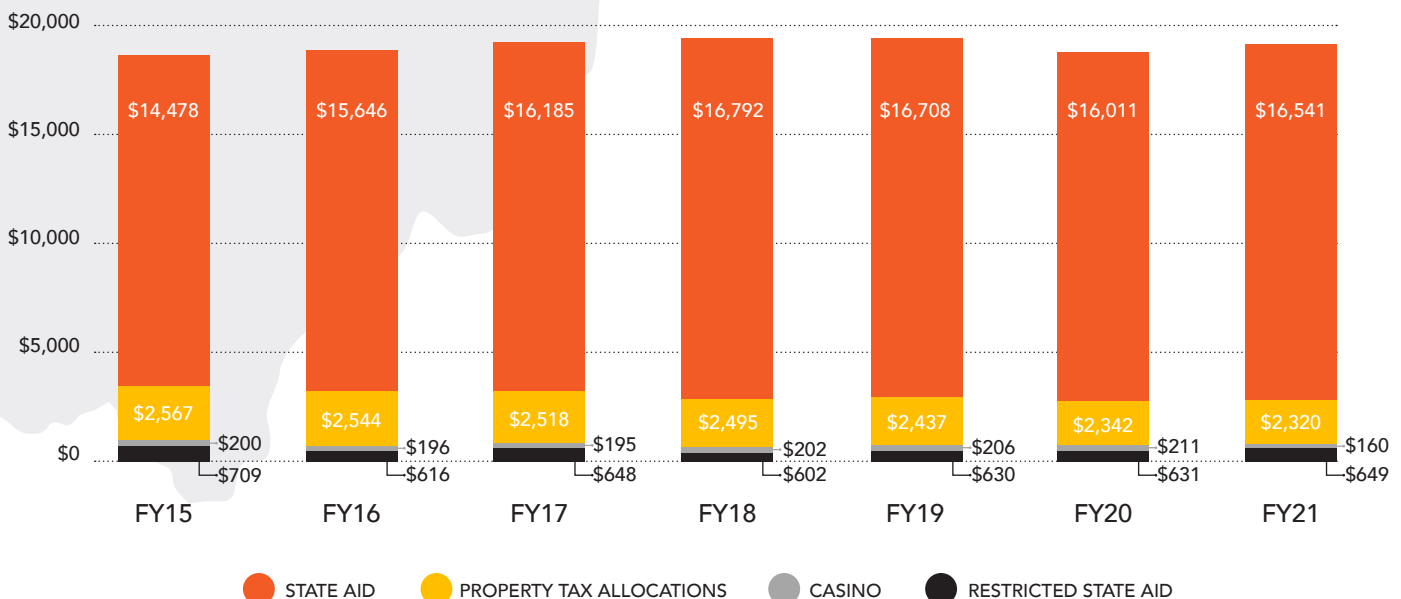
PROPERTY TAXES

Below a graph depicting the amount of revenues received by the District's General Fund from real and personal property taxes. Property taxes provide a majority of the local revenue to operate and maintain our schools. The District receives property taxes primarily from Knox County. Amounts shown in thousands.



STATE FUNDING

The graph below depicts the cash receipts for the District's General Fund from the State of Ohio. Monies received from the State are critical in running a fiscally solvent school district. The four primary components of State revenues are (1) unrestricted State Aid consisting of State Foundation which is a formula calculation based upon student enrollment, (2) property tax allocations which include Homestead and Rollback payments which represent the portion of the tax bill paid by the State instead of the taxpayer, (3) restricted State Aid consisting of economic disadvantaged and career tech funding, and (4) Casino tax revenue to the TPP tax phase-out. Amounts shown in thousands.



MOUNT VERNON CITY SCHOOL DISTRICT SNAPSHOT



419

EMPLOYEES



3,899

STUDENTS



\$650,959

COLLEGE &
COMMUNITY
SCHOLARSHIPS



289,432

LUNCHES SERVED



22

FULL TIME BUS ROUTES

30

BUSES IN FLEET

1,547

STUDENTS BUSSED DAILY



RECENT DISTRICT ACCOMPLISHMENTS



ACADEMICS

- College & Community Scholarship Amount \$650,959
- 2 National Merit Commended Students
- Perfect Scores on EOC
 - Biology-1
 - Geometry-2
 - US History-1
 - ELA 2-1
- MVHS offers 17 advance level courses
- MVHS had 282 graduates
 - 44% enrolled in four year college
 - 15% enrolled in two year or technical college
 - 3% enlisted in the military



ATHLETIC AWARDS

- 9 - 2021 Graduates Signed Commitments to participate in athletics at the Collegiate level
- Softball
 - Conference Champions, District Champions
- Track
 - Division I 300 Meter Hurdle State Champion (Erich Rhodeback)
 - Division I 110 Meter Hurdle State Runner-up (Erich Rhodeback)



EXTRACURRICULAR

- Band
 - 12 rating of 1 at OMEA Solo and Ensemble
- Art
 - 13 students reached the regional level of the Ohio Governor's Youth Art Exhibition



FFA

- 36 HS FFA members
- 40 Adventures in Conservation students
- 1 American Degree
- 1 State Degree
- 13 Top 10 finish at Districts
- 2 Top 10 finish at State
- 6 State contest Teams





MOUNT VERNON

CITY SCHOOL DISTRICT

PAFR

POPULAR ANNUAL FINANCIAL REPORT

300 Newark Road, Mount Vernon, Ohio 43050 | p. 740.397.7422 | f. 740.393.5949 | www.mvcsd.us

